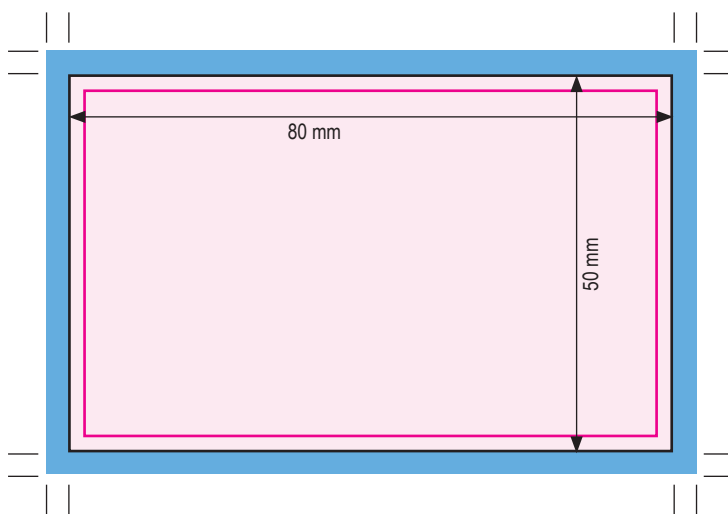


## Example image



## Printing by external print shop With bleed and crop marks



Black border line is for viewing purposes only;  
please do not create in the data.

Text is at least 2 mm from the edge

Blue border = 3 mm bleed, crop marks

Colors: 4c or Pantone/HKS spot color, please indicate

Black text must be 100% spot black color and overprinted to avoid registration errors and unwanted white edges

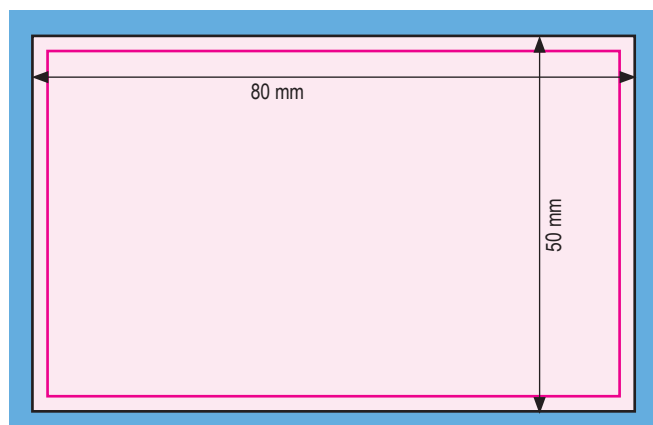
Scale symbols correctly

Create print files using Adobe graphic design software

Resolution: 300 dpi

Format: PDF X3 / X4

## DMG internal printing With bleed, no crop marks



Black border line is for viewing purposes only;  
please do not create in the data.

Text is at least 2 mm from the edge

Blue border = 3 mm bleed

Colors: RGB, Pantone/HKS spot color, please indicate

Scale symbols correctly

Create print files using Adobe graphic design software

Resolution: 300 dpi

Format: PDF X3 / X4

Contents next page



## Contents (example size 1:1)

DESIGNATION  
Minimum dot size 7 pt.  
Type and color variable

LOGO & ADDRESS  
Minimum dot size 4 pt.  
Type and color variable

**Contents ml/g**  
Type and color

**Product name**

Logo

XX°C / XX°F

XX°C / XX°F

MD

**indigodental GmbH**  
Fahltskamp 5  
25421 Pinneberg • Germany  
www.indigodental.com

REF XXXXXXXX

LOT XXXXXXXX

XX-XX-XXXX

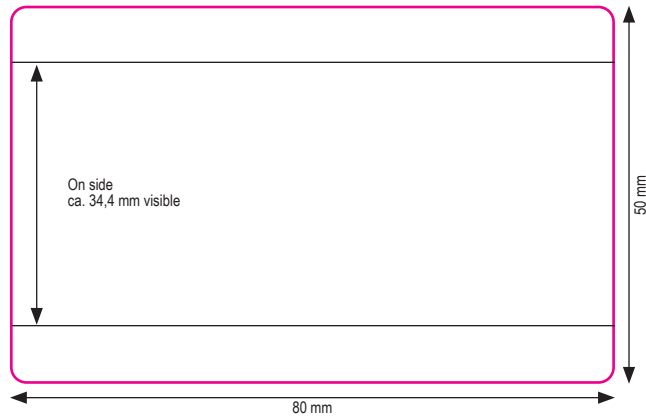
#XXXXXXXX\_X/XX.XXX

CONTENTS  
(Contents in ml or g | paste | color)  
Minimum dot size 7 pt.  
Type and color variable

ICONS  
Do not change sizes  
Enter reference values (°C|°F)

REF / LOT / Version / Number / Date  
Minimum dot size 5 pt.  
Type and color variable

## Visible areas



### Icons



(For CE only)  
Minimum height 5 mm